

# Observation of Higgs boson decay to b-quarks at ATLAS and CMS experiments

**Victor Kim**



- **Motivation**
- **Width of Higgs boson decay to b-quarks in SM**
- **Status of Higgs boson decay to b-quarks before Summer 2018**
- **ATLAS & CMS: analysis with 2017 data**
- **ATLAS & CMS: combination with previous data**
- **Conclusions**

**based on**

- **ATLAS and CMS papers submitted in Aug. 24, 2018**
- **ATLAS and CMS presentations in Aug. 28, 2018 @LPCC CERN**

$$\mathcal{L} = -\frac{1}{4} F_{\mu\nu} F^{\mu\nu}$$

$$+ i \bar{\Psi} \not{D} \Psi + h.c.$$

$$+ \bar{\Psi}_i y_{ij} \Psi_j \phi + h.c.$$

$$+ |D_\mu \phi|^2 - V(\phi)$$

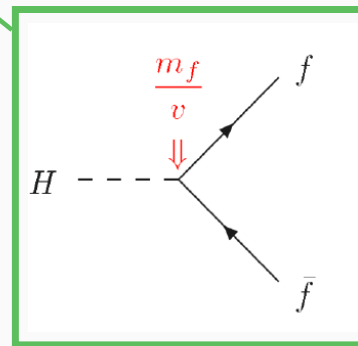
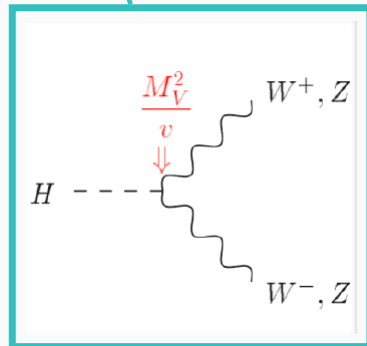
In the SM, the Higgs mechanism provides masses to bosons and fermions

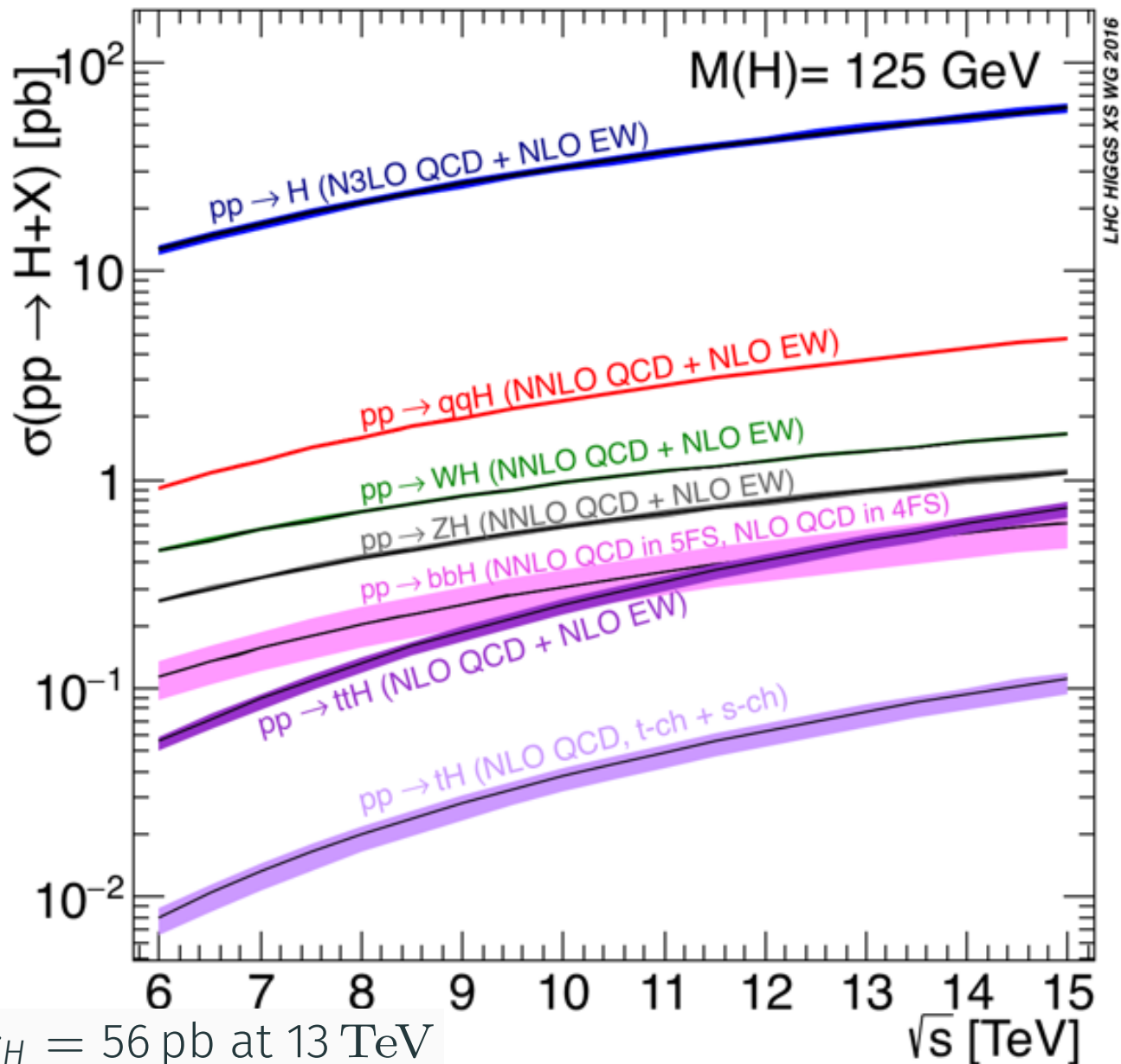
- Higgs boson discovery in 2012 opens a whole new sector of the Lagrangian
- Yukawa couplings not required by EWSB  
 $\Rightarrow$  ad-hoc solution to generate fermion masses

Main questions to answer

- Is the SM structure of the Lagrangian correct?
- Are the values of the couplings as predicted in the SM?

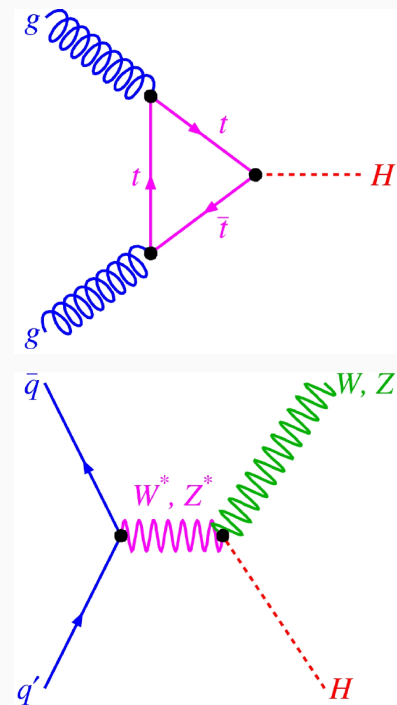
$\Rightarrow$  Broad programme at the LHC





Total cross-section  $\sigma_H = 56 \text{ pb}$  at 13 TeV



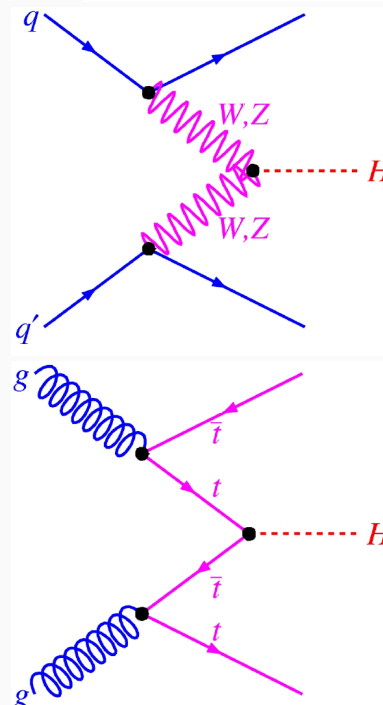


## Gluon fusion (ggF)

- Dominant mode (88% of the total)

$$VH = WH/ZH$$

- 3% of the total



## Vector boson fusion (VBF)

- 7% of the total

$$t\bar{t}H$$

- 1% of the total

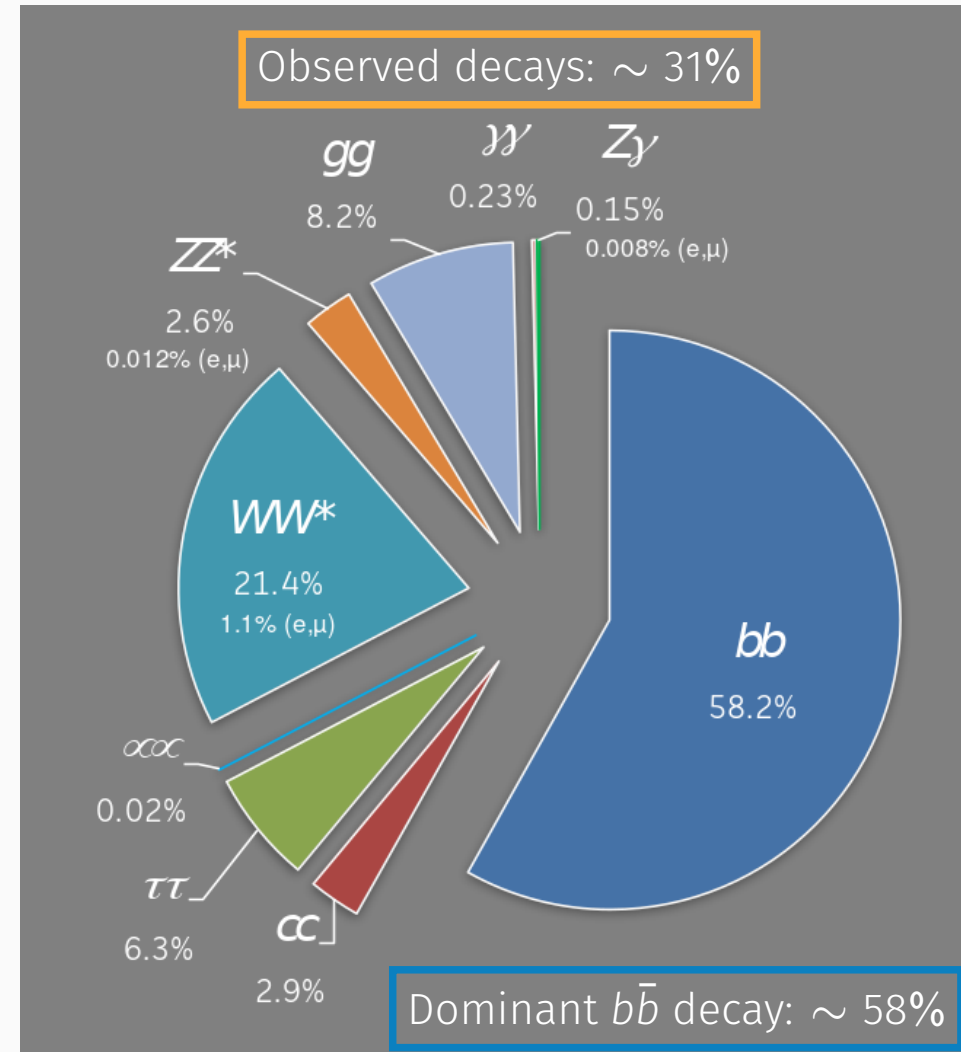
## Higgs boson branching ratios

### The Higgs boson couples to mass

- ⇒ Many decay modes accessible at the LHC
- ⇒  $b\bar{b}$  largest BR  $\sim 58\%$
- ⇒ Coupling to  $\gamma\gamma$  or  $gg$  through loops

### $H \rightarrow b\bar{b}$ and Higgs boson couplings

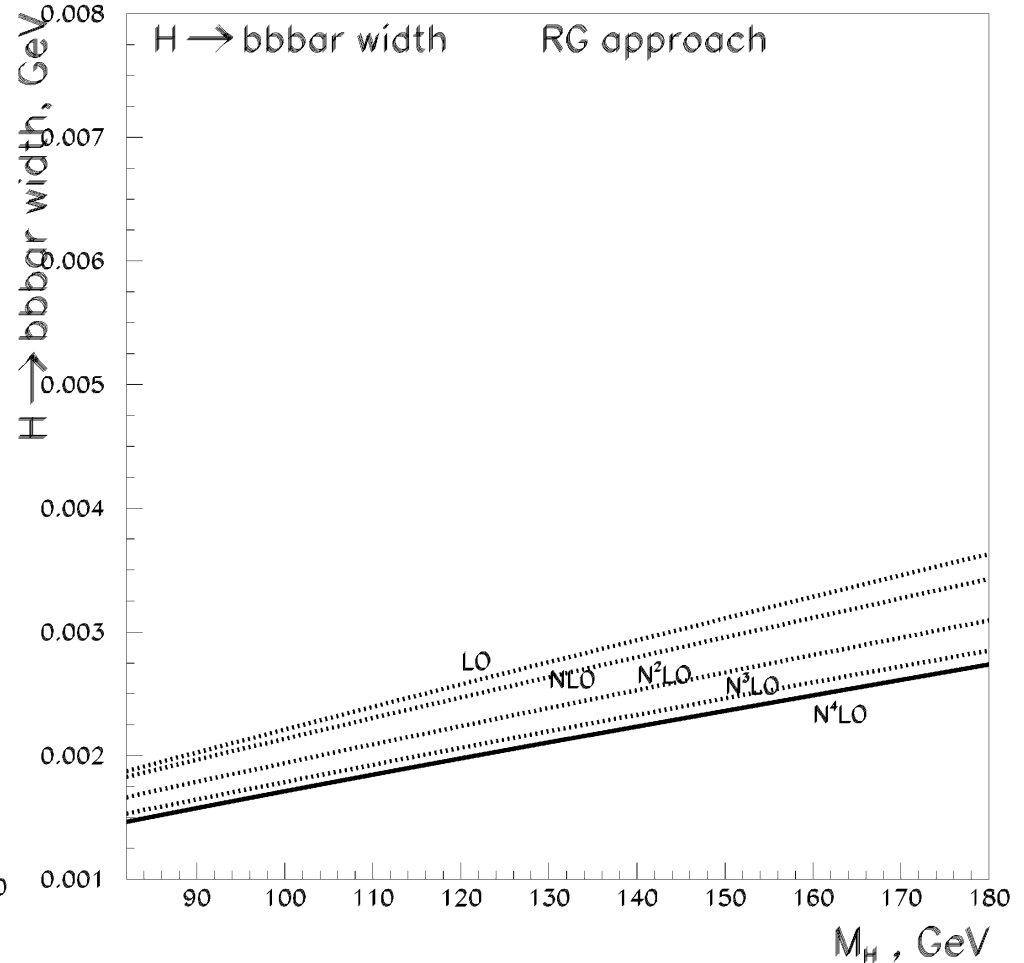
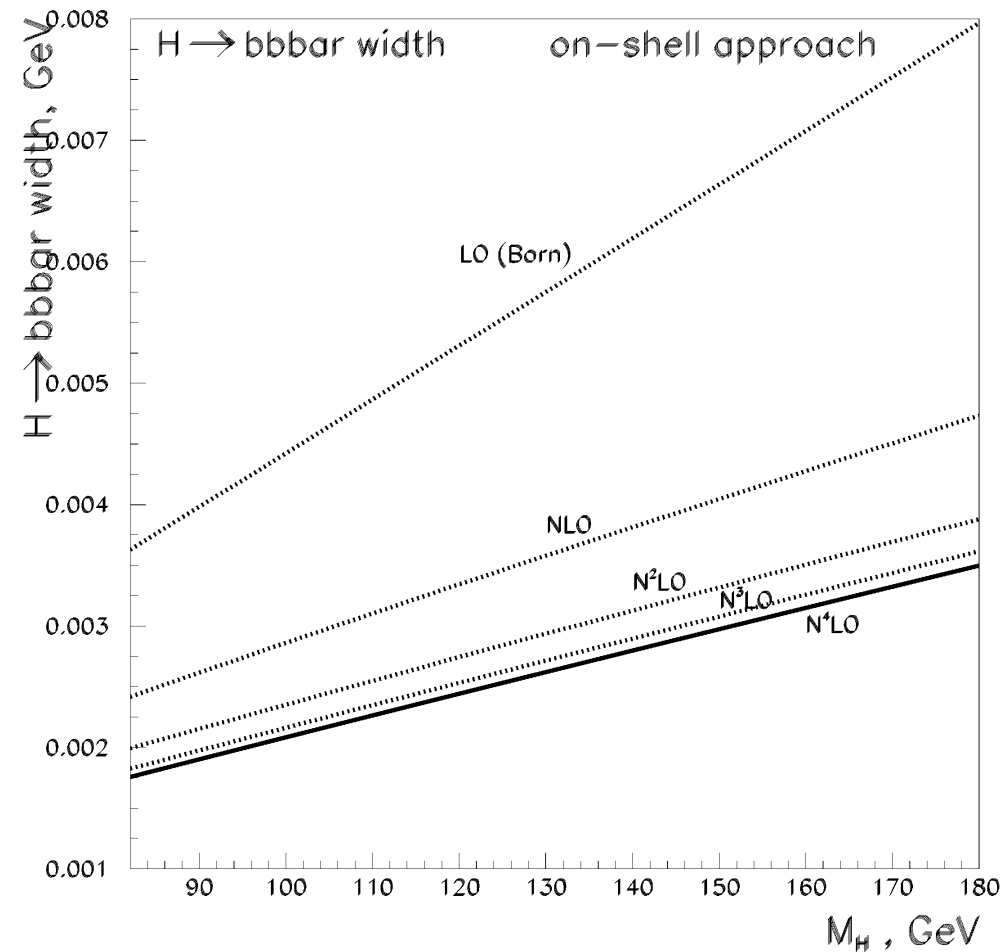
- Total width not directly measurable at the LHC
  - ⇒ Only coupling ratios truly model-independent
- Hypothesis of SM structure of the loops and no BSM decays
  - ⇒  $b\bar{b}$  largest BR: drives total width, thus measurements of absolute couplings
- If BSM particles allowed in loops and decays
  - ⇒ Measuring  $H \rightarrow b\bar{b}$  limits BSM branching fraction allowed



**P. Baikov, K. Chetyrkin, J. Kuhn (2006)**  
**A. Kataev, V. K. (2008)**

$$\Gamma_{Hb\bar{b}} = \Gamma_0^b \frac{\overline{m}_b^2(M_H)}{m_b^2} \left[ 1 + \sum_{i \geq 1} \Delta\Gamma_i a_s^i(M_H) \right]$$

$$\Gamma_0^b = 3\sqrt{2}/8\pi G_F M_H m_b^2$$



Physics Letters B 565 (2003) 61–75



ELSEVIER

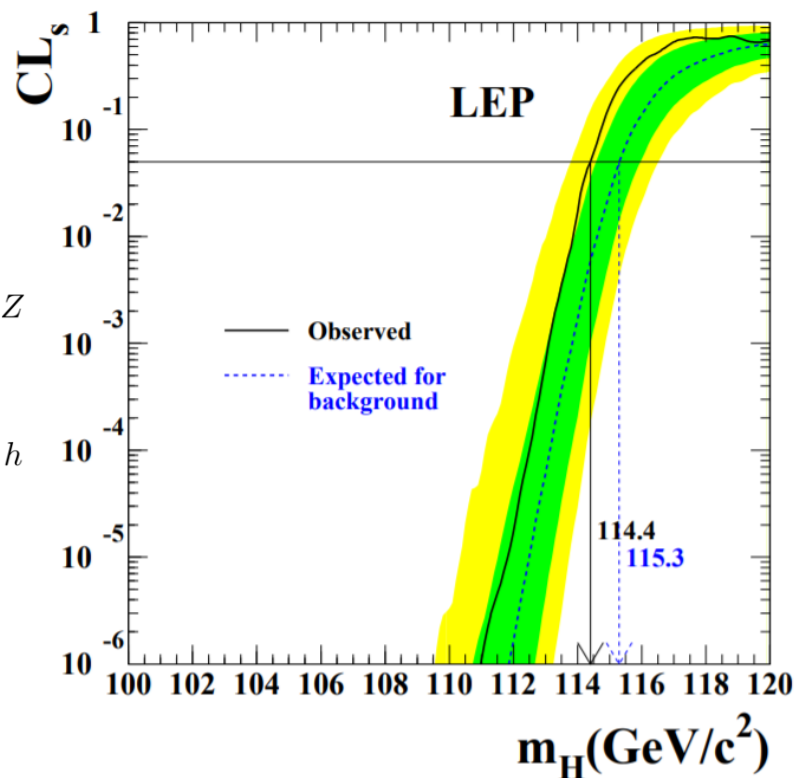
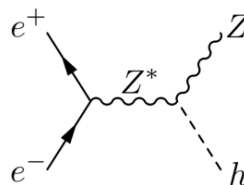
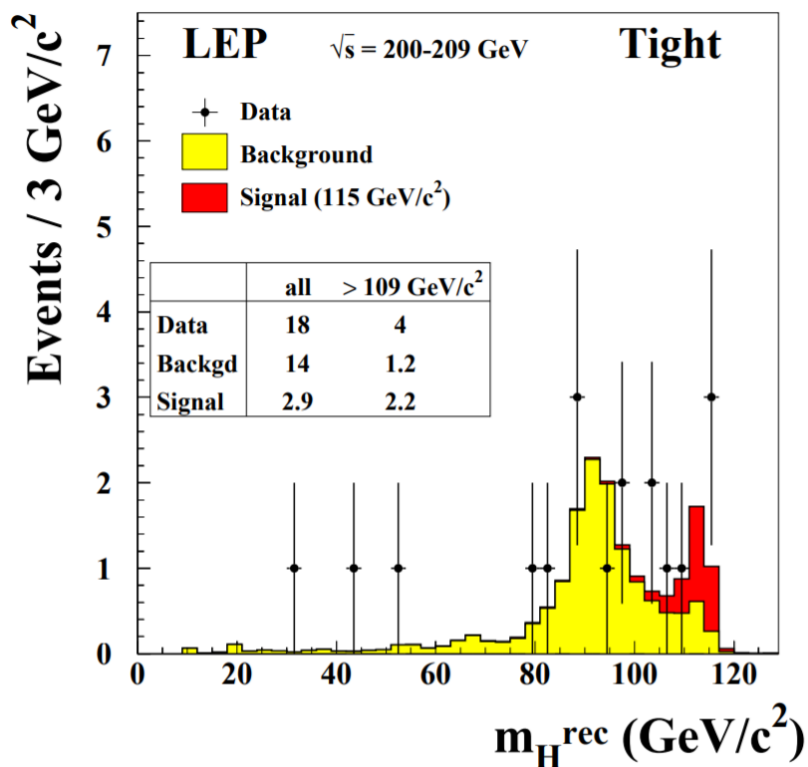
## Search for the Standard Model Higgs boson at LEP

ALEPH Collaboration<sup>1</sup> DELPHI Collaboration<sup>2</sup> L3 Collaboration<sup>3</sup> OPAL Collaboration<sup>4</sup>

The LEP Working Group for Higgs Boson Searches<sup>5</sup>

PHYSICS LETTERS B

### $m_H > 114.4 \text{ GeV} @ 95\%CL$

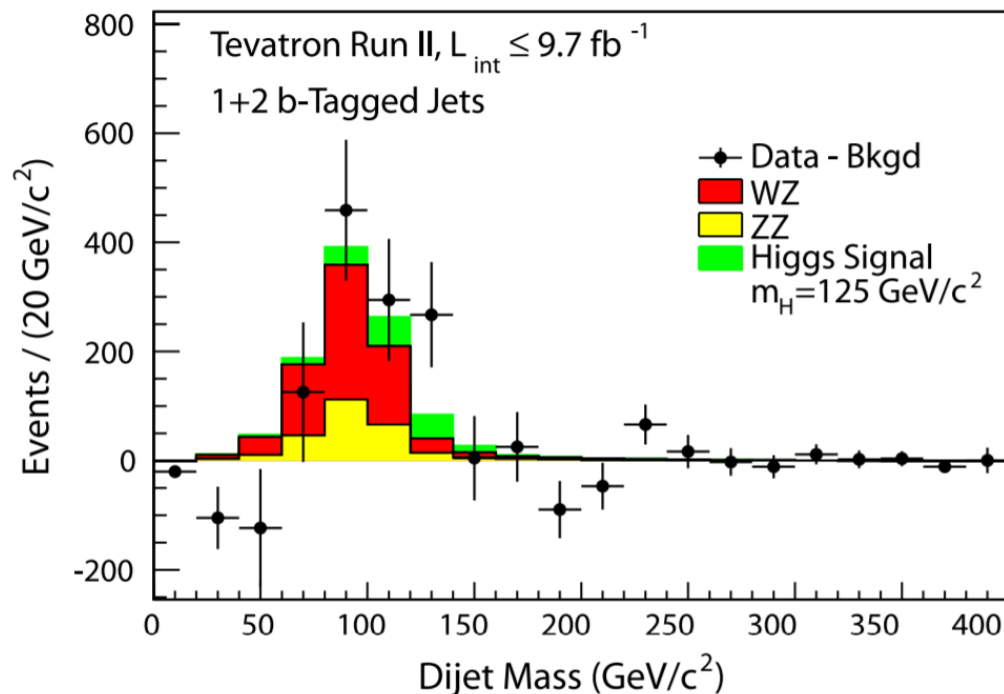
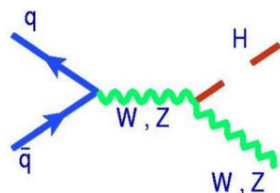




## Evidence for a Particle Produced in Association with Weak Bosons and Decaying to a Bottom-Antibottom Quark Pair in Higgs Boson Searches at the Tevatron

(\*CDF Collaboration)

(†D0 Collaboration)

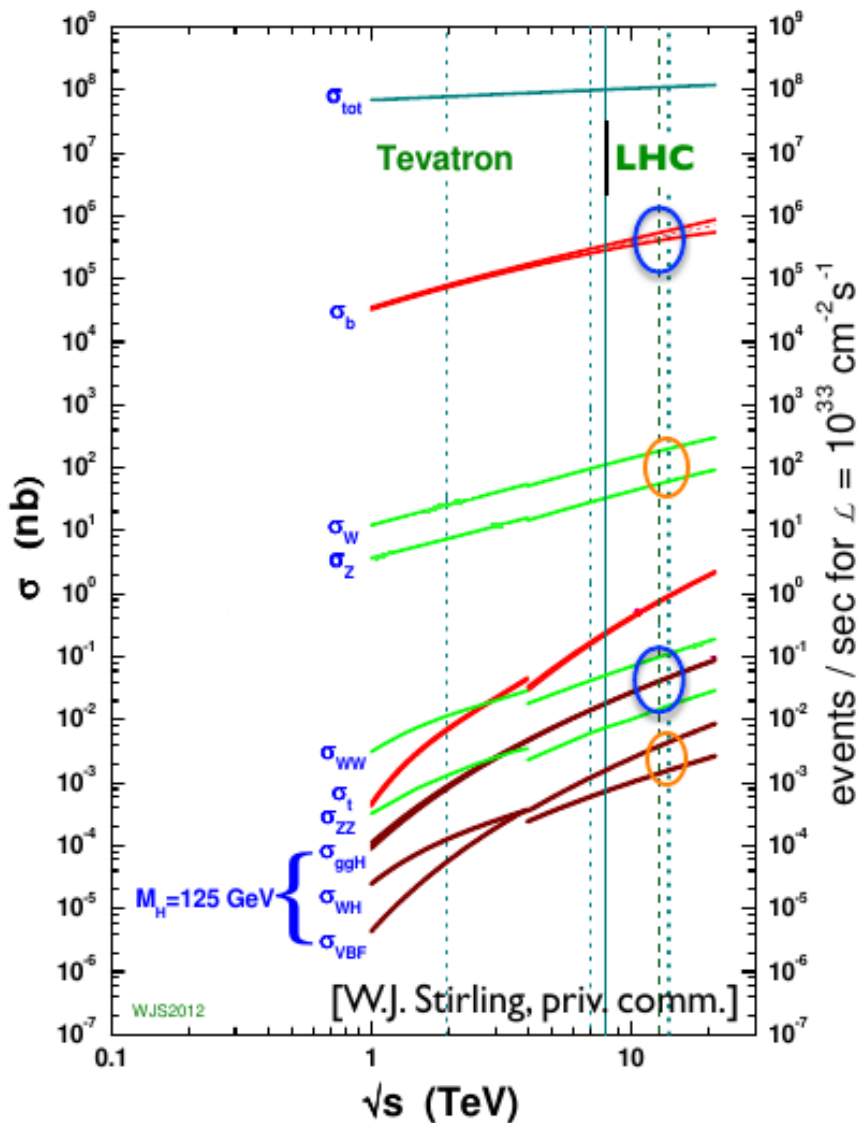


Significance  
**2.8 $\sigma$  observed @ 125 GeV**

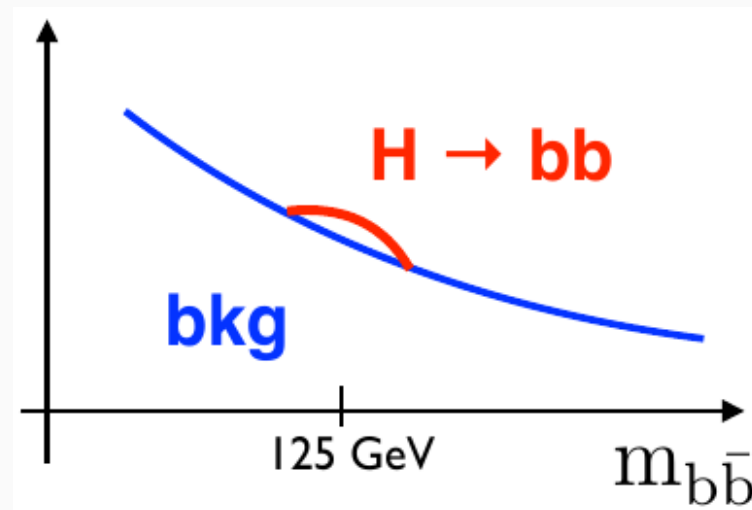
**(1.5 $\sigma$  expected)**

**3.1 $\sigma$  in full mass range**

proton - (anti)proton cross sections



Very large multi- $b$ -jets production cross-section at the LHC



- Inclusive Higgs boson production (2  $b$ -jets in final state) overwhelmed by bkg by many orders of magnitude

Use associated productions to reduce bkg

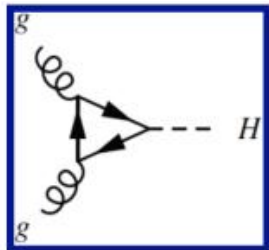
$ggF$  Only possible in boosted regime

$VBF$  Inclusive search + exclusive  $VBF + \gamma$  search

$VH$  Most sensitive channel

$t\bar{t}H$  Also important for top Yukawa coupling

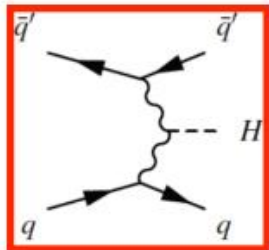




### Gluon Fusion (87%)

Overwhelming ( **$10^7$  larger**) background of b-quark production due to strong interactions

CMS: PRL 120 (2018) 071802



### Vector-Boson Fusion (7%)

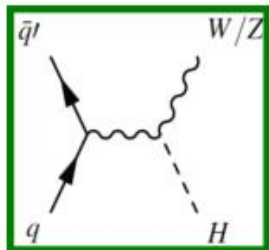
Very large background but a very distinctive topology  
ISR photon to enhance S/B

ATLAS: arXiv:1807.08639 submitted to PRD

ATLAS: JHEP 11 (2016) 112

CMS: HIG-16-003

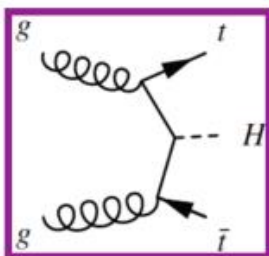
CMS: PRD 92 (2015) 032008



### Higgs-strahlung (4%)

leptons,  $E_T^{\text{mis}}$  to trigger and high  $p_T$  V suppress backgrounds

## Most sensitive



### Top Fusion $t\bar{t}H$ (1%)

dominant background is  $t\bar{t}$  + jets

ATLAS: JHEP 05 (2016) 160

ATLAS: PRD 97, 072016 (2018)

CMS: JHEP 09 (2014) 087

CMS: arXiv:1804.03682 submitted to JHEP

CMS: JHEP 06 (2018) 101

## Run-1 Legacy

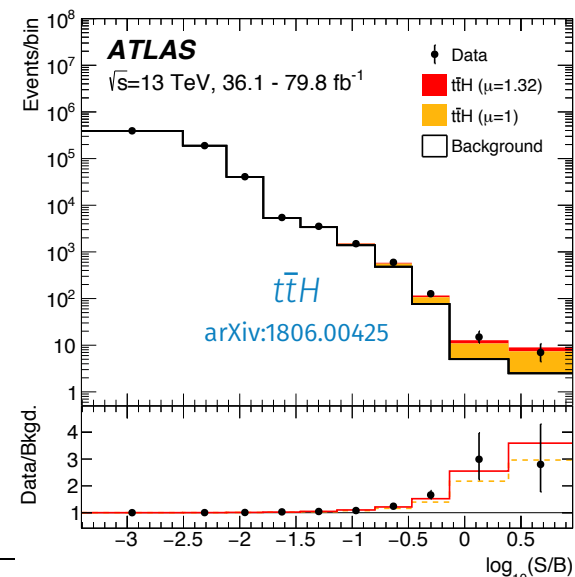
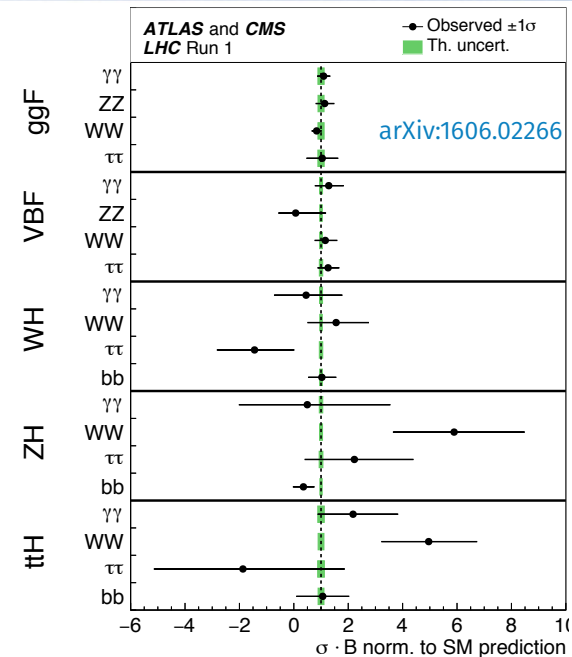
- ggF and VBF production modes observed
- Observation of decays in vector bosons ( $\gamma$ ,  $Z$ ,  $W$ )
- Observation of Yukawa couplings to  $\tau$  leptons

## Run-2 Achievements

- Many measurements much better than Run-1 accuracy
- Direct observation of top Yukawa coupling
- Single-experiment observation of VBF and  $t\bar{t}H$  production modes and of  $\tau$  decays.
- Evidence for  $b\bar{b}$  decays

## Summary

- All measurements in agreement with SM so far
- Observations of  $VH$  production and of  $b\bar{b}$  decays still missing
- Yukawa couplings to second generation fermions not yet in reach

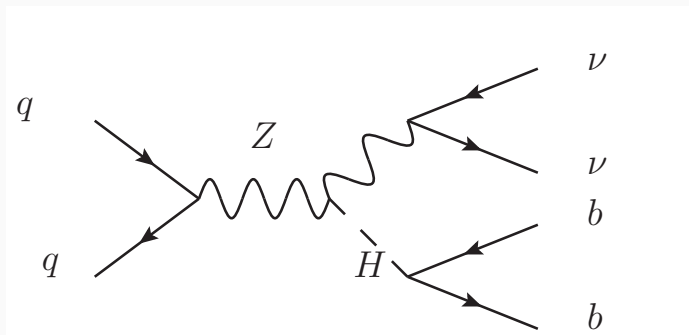
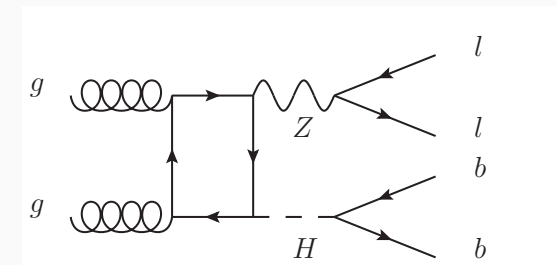




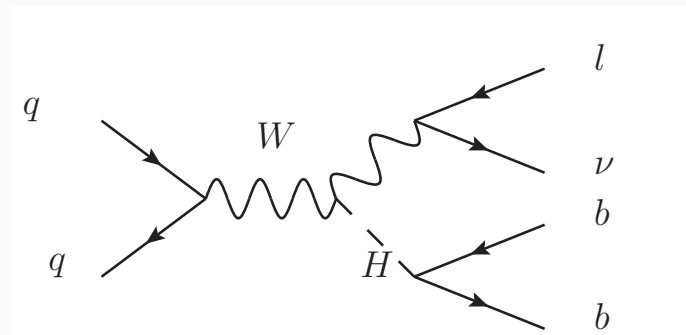
## Processes

- $ZH$  and  $WH$  production
  - Leptonic decays of  $Z/W$  for bkg rejection and trigger
  - 3 channels: 0, 1, 2 electrons or muons
- $H \rightarrow b\bar{b}$  decays
  - 2 high- $p_T$   $b$ -jets
- Possibly additional jets

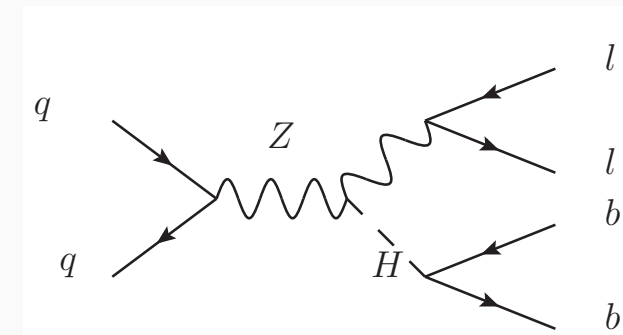
- $ZH$  has additional  $gg$  induced diagrams



0-lepton



1-lepton



2-leptons

- **VH(bb) evidence at LHC established with 2016 data by both ATLAS and CMS**
  - Detectors clearly demonstrated ability to deal with very high pile-up for such complex analysis
- **Signal strength uncertainty ~40%**

		signal strength	significance (exp)	significance (obs)
ATLAS Run 1	[1]	$0.52^{+0.40}_{-0.37}$	$2.6\sigma$	$1.4\sigma$
CMS Run 1	[2]	$0.89^{+0.47}_{-0.44}$	$2.5\sigma$	$2.1\sigma$
ATLAS+CMS Run 1	[3]	$0.79^{+0.29}_{-0.27}$	$3.7\sigma$	$2.6\sigma$
ATLAS 2015+2016	[4]	$1.20^{+0.42}_{-0.36}$	$3.0\sigma$	<b><math>3.5\sigma</math></b>
CMS 2016	[5]	$1.19^{+0.40}_{-0.38}$	$2.8\sigma$	<b><math>3.3\sigma</math></b>

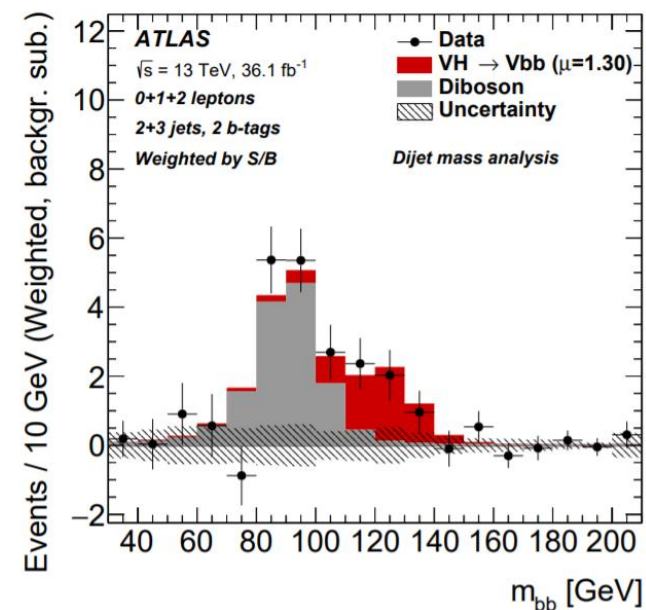
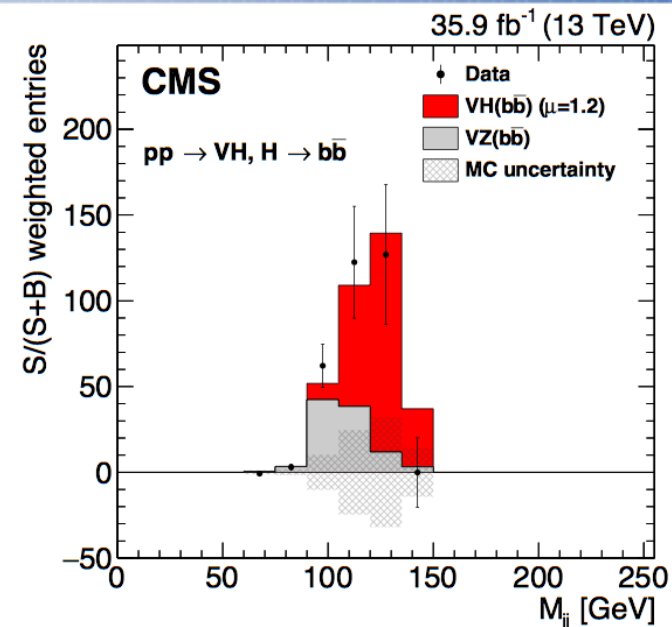
[1] JHEP 01 (2015) 069

[2] JHEP 08 (2016) 045

[3] JHEP 08 (2016) 045

[4] JHEP 12 (2017) 024

[5] PLB 780 (2018) 501

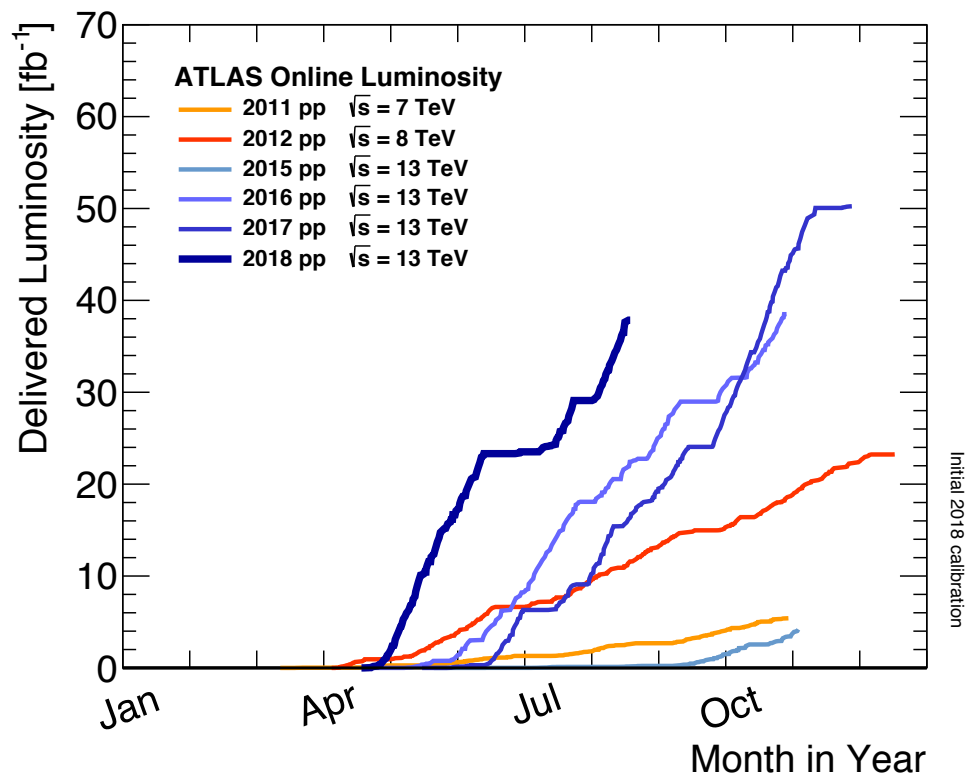
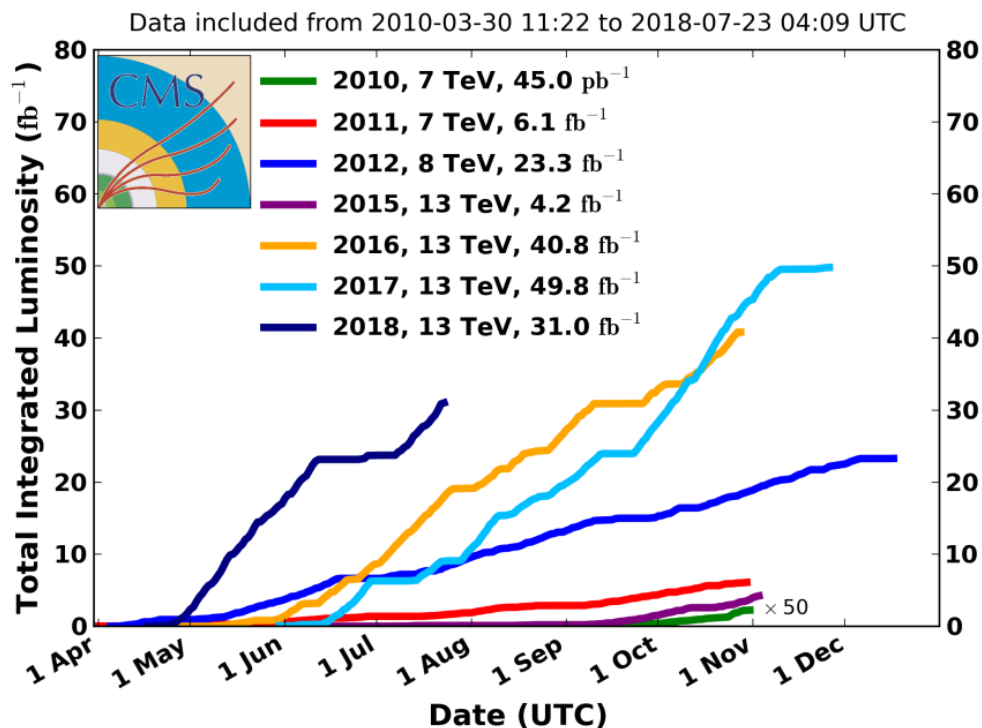




- increased datasets
- improved b-tagging
- improved dijet invariant mass resolution  $m_{bb}$
- high pT-kinematics

- After successful Run 1, LHC has produced >3 years of 13 TeV data with stunning performance
- Expected integrated luminosity >150 fb<sup>-1</sup> by the end of 2018
- **DESIGN peak luminosity exceeded by a factor of 2**
  - Average pileup ~38 in 2017 and 2018
- Incredible machine availability, >50% of time in stable operation

CMS Integrated Luminosity, pp



*b*-tagging discriminant  
*b*-tagging discriminant

## *b*-tagging

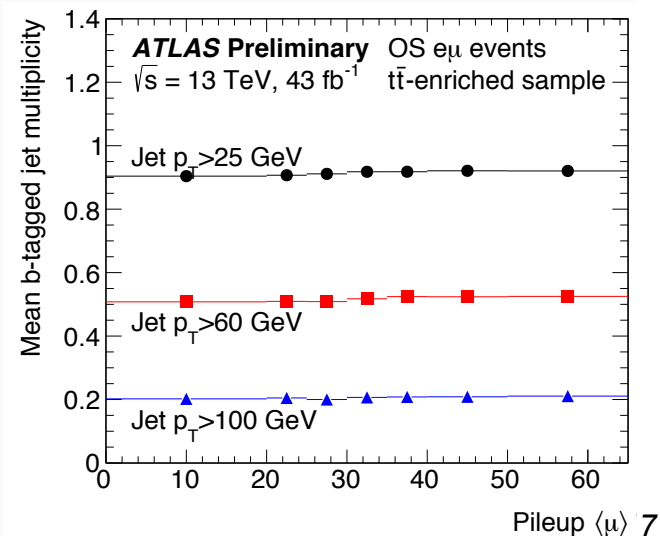
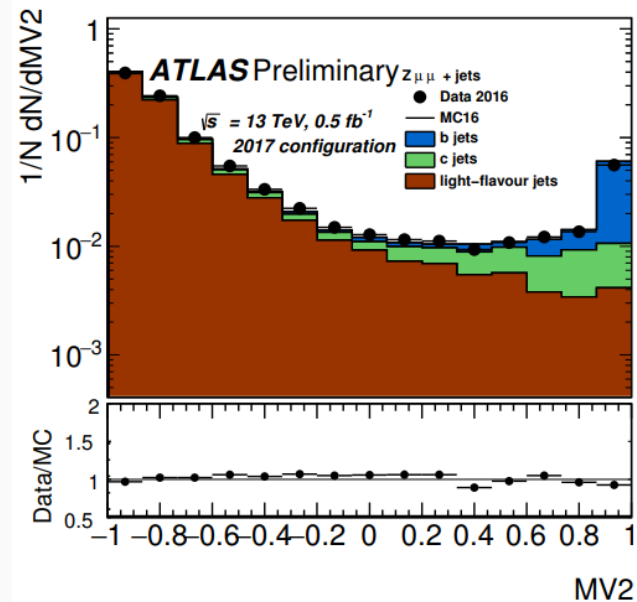
- Depends critically on the excellent operation of the tracker
- Performance in Run 2 relying on
  - New IBL detector installed in LS1 (2013-2014)
  - Tracking optimized for high-PU and high- $p_T$  environments
  - Better ML algorithms



## Run 2 performance

- Rejection of light / *c* jets 300 / 8 at 70% *b*-jets efficiency
- Well modelled in simulation
- Good performance even at high pile-up

⇒ Use only events with 2 good *b*-tags

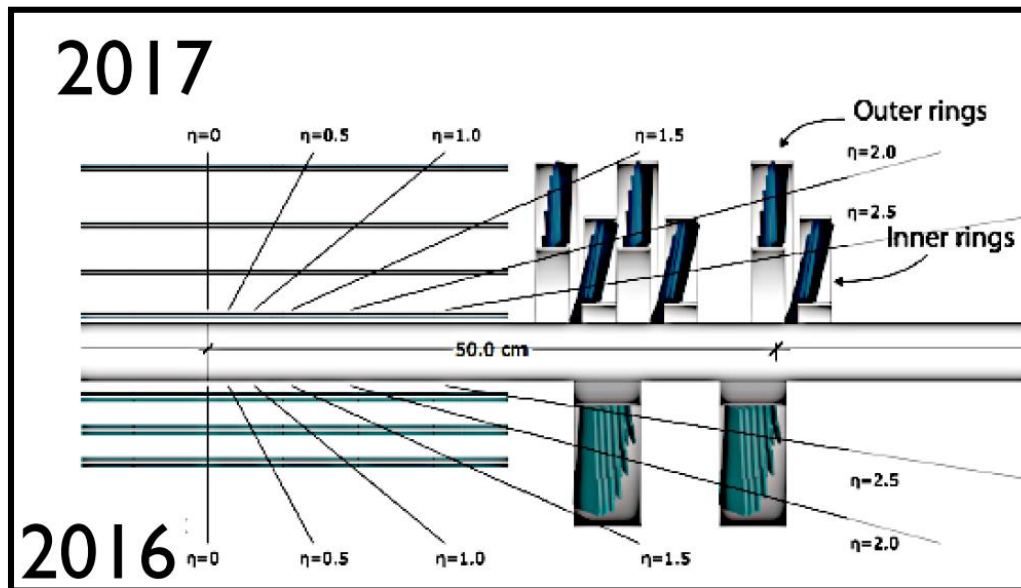
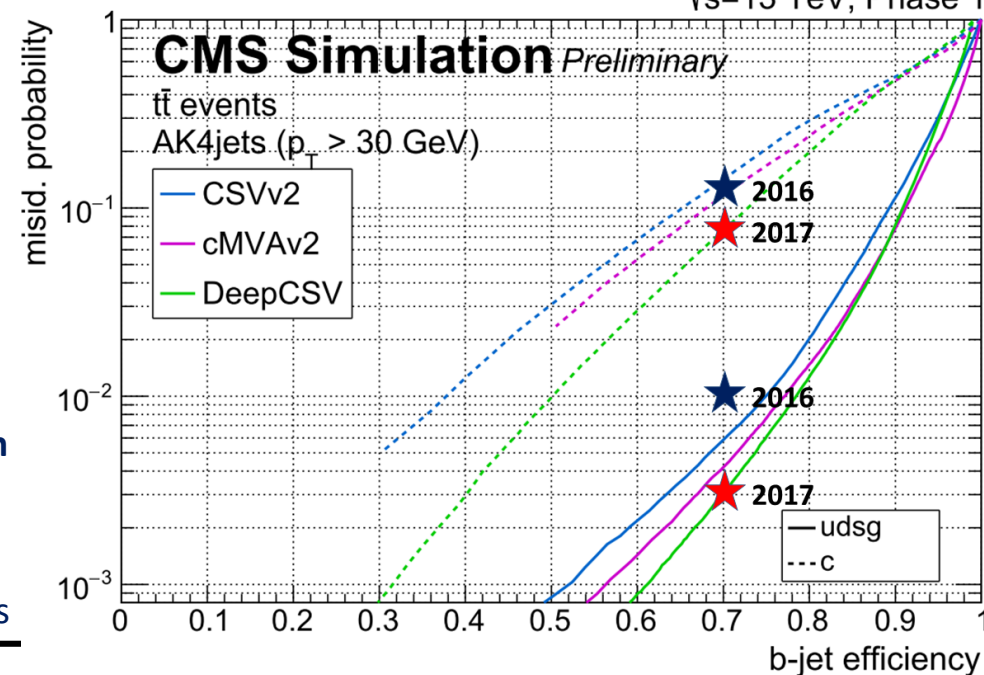


## Continuous effort to improve b-tagging at CMS

- New pixel detector (4 layers)
- DNN algorithm (DeepCSV) with additional per-track information
- Contamination from  $q/g < 1\%$  for efficiency  $\sim 70\%$

MC corrections derived on data with  $t\bar{t}$  events

Good agreement between data and MC verified in all analysis regions





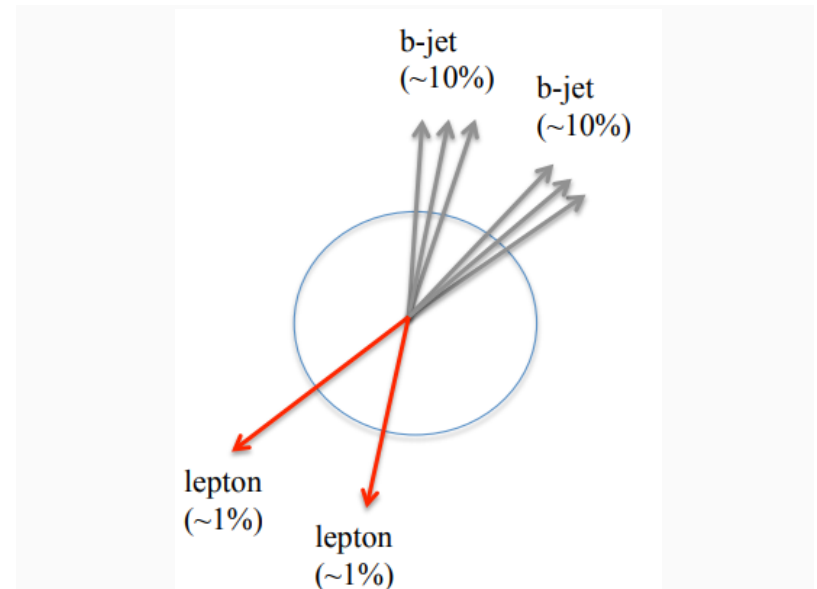
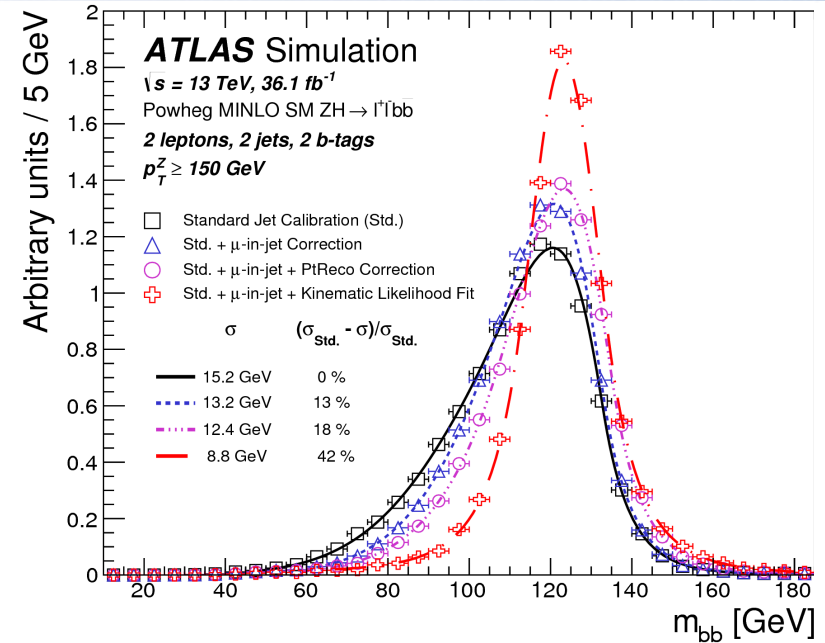
## Mass resolution improvements

### Higgs boson candidate from a pair of $b$ -jets

- Add muons in the vicinity (semi-lep. decays)
- Simple average jet  $p_T$  correction
  - Accounts for neutrinos, and interplay of resolution and  $p_T$  spectrum effects.
- Mass resolution improvement:  $\sim 18\%$

### Kinematic Fit in 2-lepton channel

- Final state fully reconstructed
- High resolution on leptons
- Constrain jet kinematics better:
 
$$\sum \vec{p}_T(\ell) = -\vec{p}_T(bb) \text{ modulo soft radiation}$$
- Mass resolution improvement:  $\sim 40\%$



## Diboson $WZ, ZZ$

- Similar to  $VH$
- Lower mass, larger cross-section
- Softer  $p_T(V)$  spectrum
- Sherpa 2.2.1

## $Z+hf, W+hf$

- Same final state as  $VH$
- non-peaking
- Sherpa 2.2.1

## Consequences

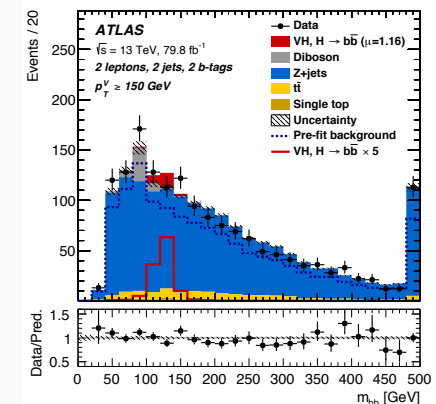
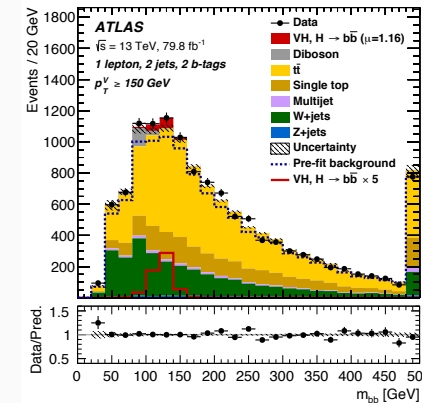
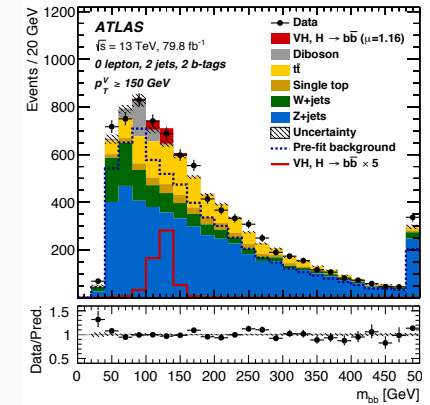
- Diboson process: validation of the analysis
- $m_{bb}, \Delta R(b, b)$  very powerful variables
- S/B depends on number of jets in the event

## $t\bar{t}$ , single-top

- 2 lepton: same final state as signal
- 0 and 1 leptons: additional jets and/or leptons, not reconstructed
- Powheg+Pythia

## Multijet

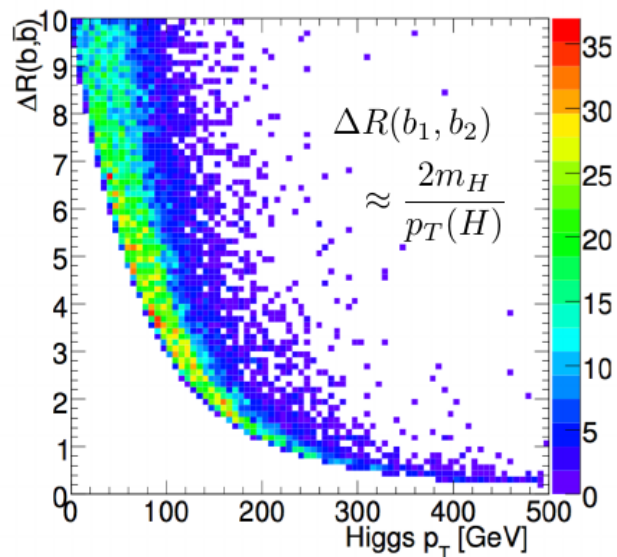
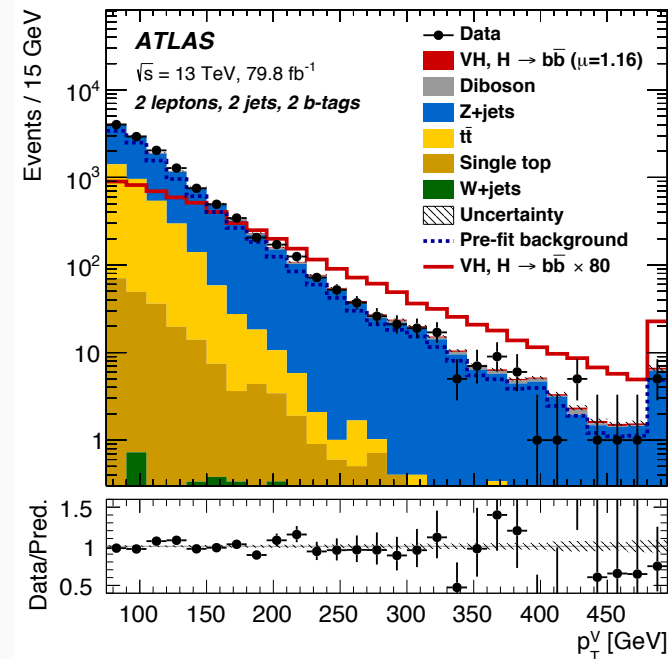
- Very large cross-section and high rejection factors
- Negligible in 0- and 2-lepton
- Small and data-driven in 1-lepton





## Improving S/B

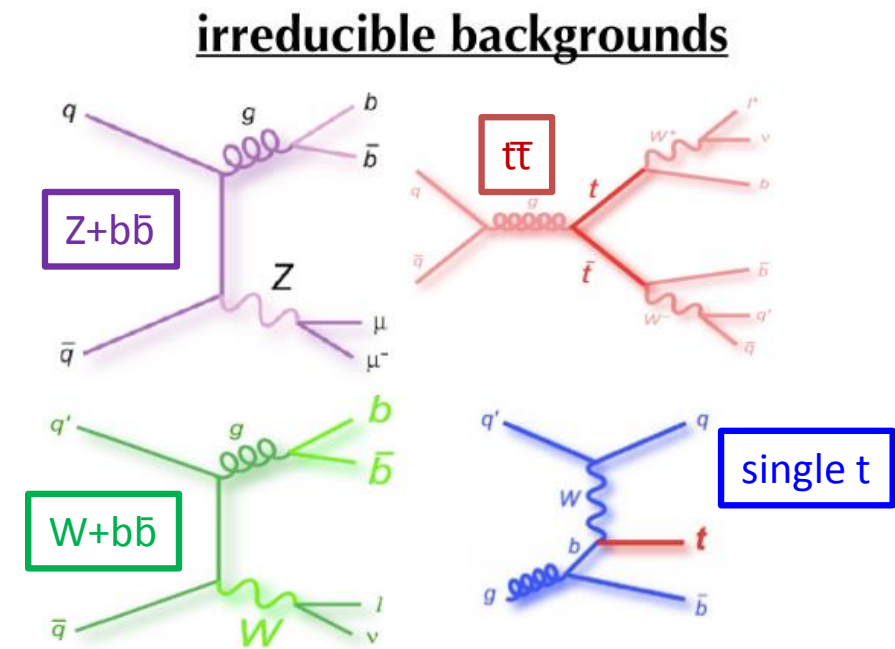
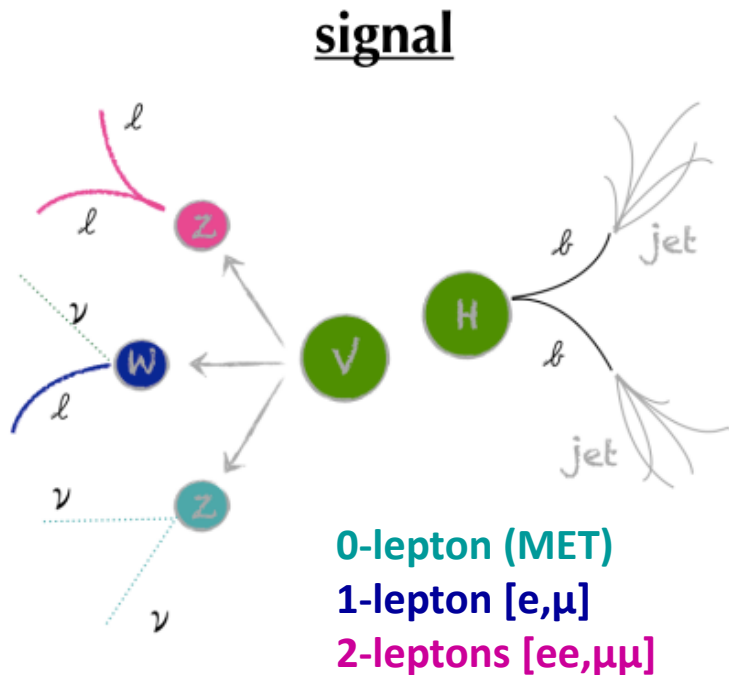
- Harder  $p_T^V$  spectrum for signal than bkg
  - Going to high- $p_T$  improves S/B
- Used for event classification:
  - $75 < p_T^V < 150 \text{ GeV}$ ,  $p_T^V > 150 \text{ GeV}$
- Added as input variable in MVA analysis
- Need large bkg MC statistics in tails of distributions !



## Topology

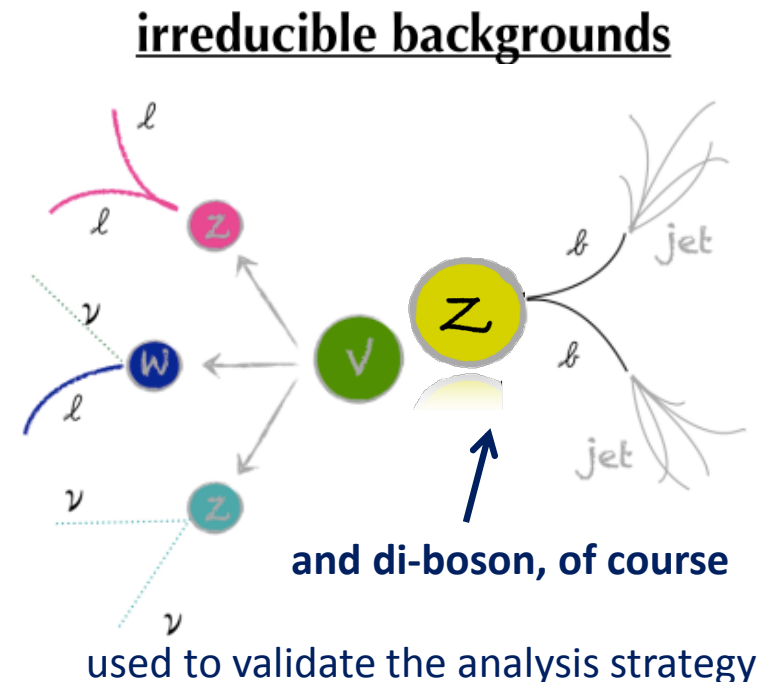
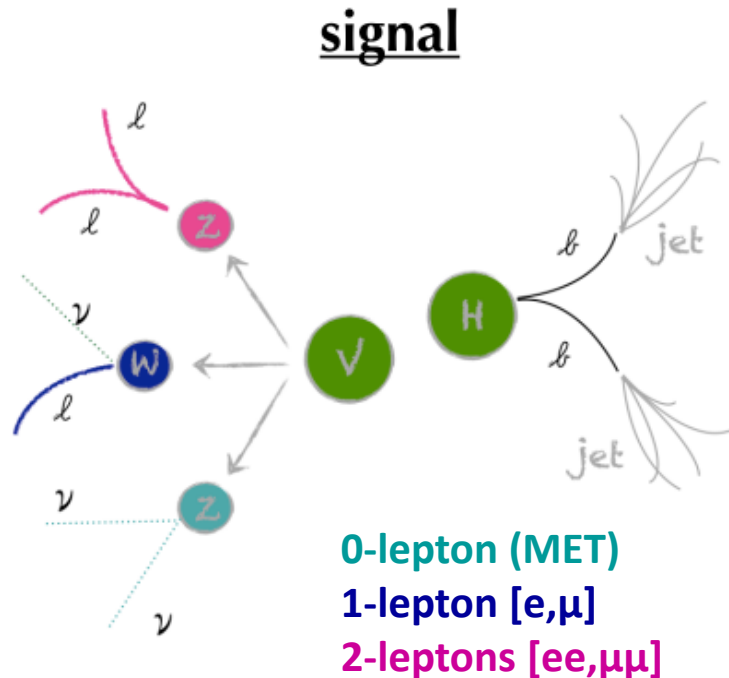
- $H \rightarrow b\bar{b}$  is a simple 2-body decay
- At high  $p_T$ , can cut hard on  $\Delta R(b, b)$  with very high signal efficiency
- Helps reducing backgrounds significantly
  - Most prominently  $t\bar{t}$

- **Analysis strategy:**
  - **3 channels** with 0, 1, and 2 leptons and 2 b-tagged jets
    - To target  $Z(\nu\nu)H(bb)$ ,  $W(l\nu)H(bb)$  and  $Z(ll)H(bb)$  processes
  - **Signal region designed to increase S/B**
    - **Large boost** for vector boson
    - **Multivariate analysis** exploiting the most discriminating variables ( $m_{b\bar{b}}$ ,  $\Delta R_{b\bar{b}}$ , b-tag)
  - **Control regions** to validate backgrounds and control/constrain normalizations

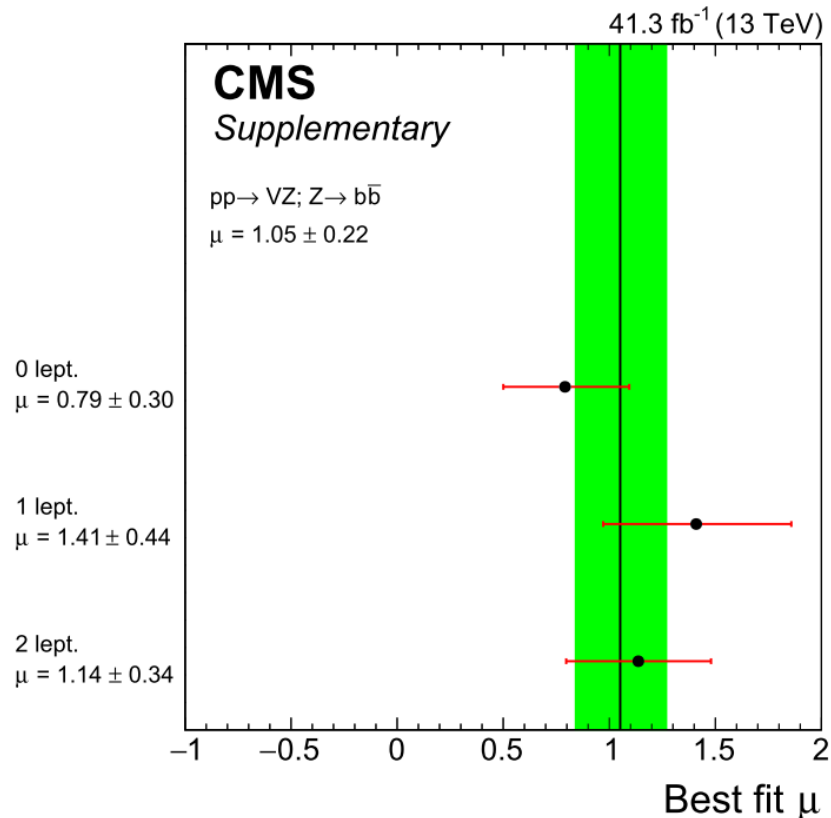


normalization from data, shapes from MC

- **Analysis strategy:**
  - **3 channels** with 0, 1, and 2 leptons and 2 b-tagged jets
    - To target  $Z(\nu\nu)H(bb)$ ,  $W(l\nu)H(bb)$  and  $Z(l\ell)H(bb)$  processes
  - **Signal region designed to increase S/B**
    - **Large boost** for vector boson
    - **Multivariate analysis** exploiting the most discriminating variables ( $m_{b\bar{b}}$ ,  $\Delta R_{b\bar{b}}$ , b-tag)
  - **Control regions** to validate backgrounds and control/constrain normalizations



- VZ analysis using Z(bb) standard candle next to H(bb) peak
- Same “technology” used for VH(bb) fit
  - Same DNN inputs (but dedicated training), same Control Regions, VH(bb) normalized to SM and left free to float
  - Larger m(bb) window in Signal Region to fully include Z(bb) peak



Significance

5.0 $\sigma$  expected

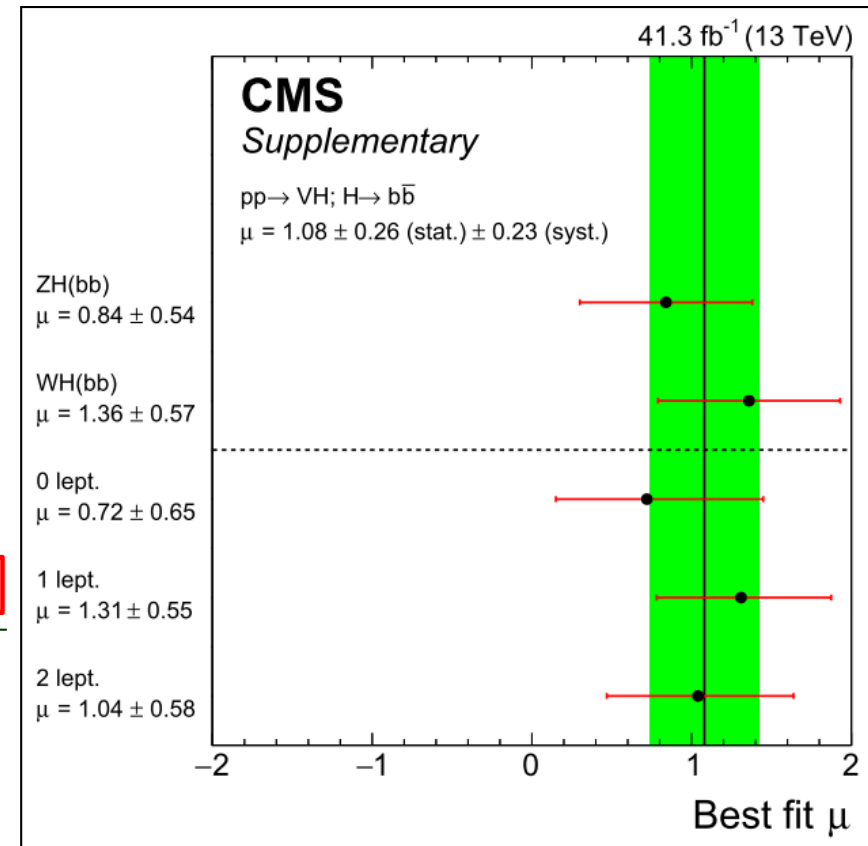
**5.2 $\sigma$  observed**

Signal strength

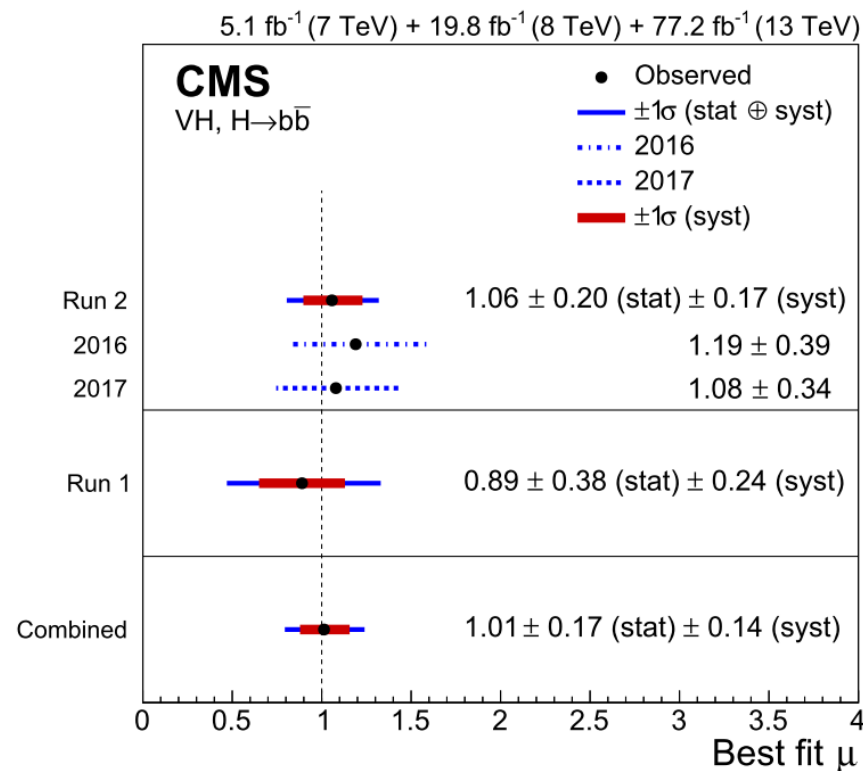
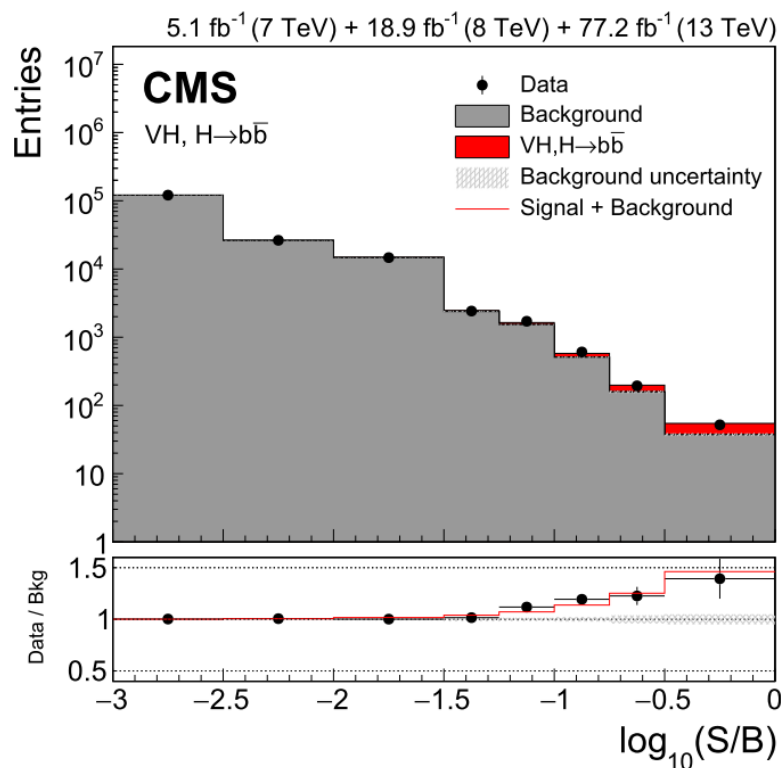
**$\mu = 1.05 \pm 0.22$**

- **Results with 2017 data compatible with SM expectations**
  - Observed significance  $3.3\sigma$ , signal strength  $1.08 \pm 0.34$
  - O(5-10%) increase in analysis sensitivity wrt 2016, depending on channel
  - Remarkable channel compatibility

Data set	Significance ( $\sigma$ )		Signal strength
	Expected	Observed	
<b>2017</b>			
0-lepton	1.9	1.3	$0.73 \pm 0.65$
1-lepton	1.8	2.6	$1.32 \pm 0.55$
2-lepton	1.9	1.9	$1.05 \pm 0.59$
<b>Combined</b>	<b>3.1</b>	<b>3.3</b>	<b><math>1.08 \pm 0.34</math></b>
2016	2.8	3.3	$1.2 \pm 0.4$



Data set	Significance ( $\sigma$ )		
	Expected	Observed	Signal strength
2017	3.1	3.3	$1.08 \pm 0.34$
Run 2 (2016+2017)	4.2	4.4	$1.06 \pm 0.26$
Run 1 + Run 2	4.9	4.8	$1.01 \pm 0.23$



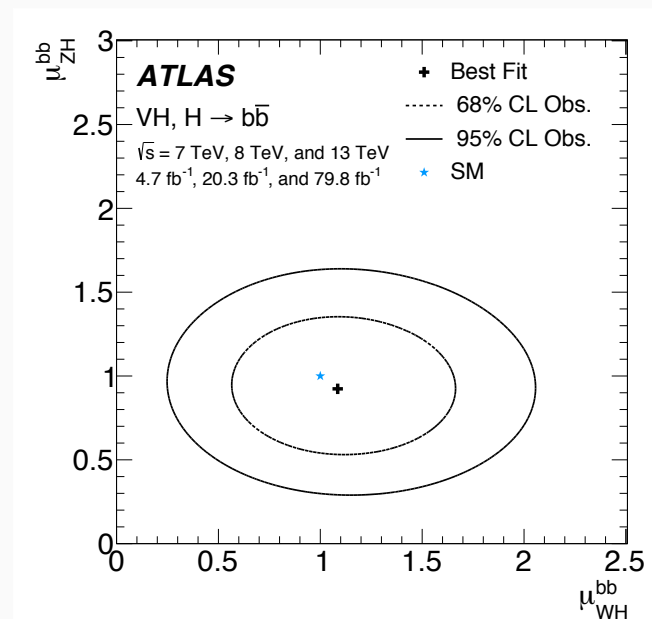
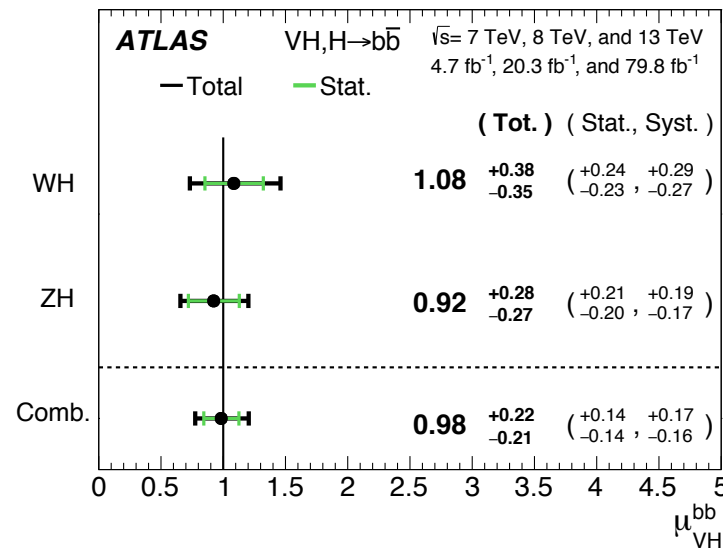
## Combination

### How to correlate systematic uncertainties ?

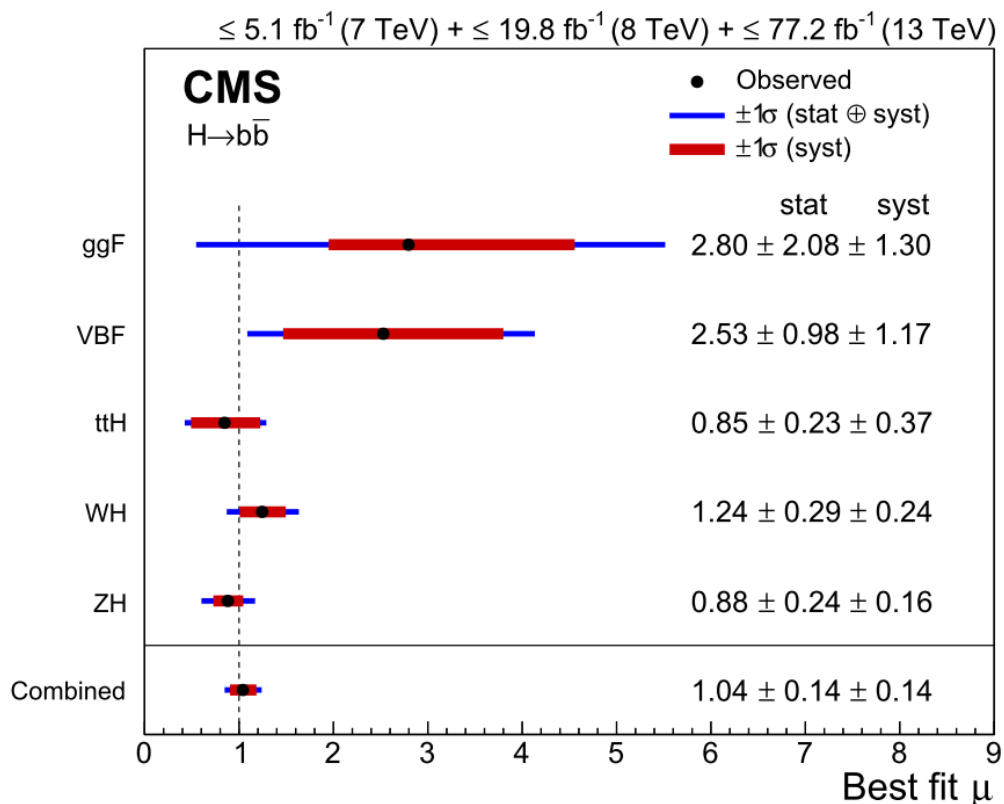
- Correlate  $b$ -jet energy scale uncertainty, and Higgs boson production cross-sections
- Test carefully that other correlations have little impact

## Results

- $VH(bb)$  signal at  $4.9\sigma$  ( $5.1\sigma$  exp.)
- Signal strength compatible between  $WH$  and  $ZH$  modes at 72%



- Combination of CMS H→bb measurements : VH, boosted ggH, VBF, ttH
- Most sources of systematic uncertainty are treated as uncorrelated
  - Theory uncertainties are correlated between all processes and data sets
- Measured signal strength is  $\mu = 1.04 \pm 0.20$



Significance  
 5.5 $\sigma$  expected  
**5.6 $\sigma$  observed**

**Observation of the H→bb decay**  
**by the CMS Collaboration**

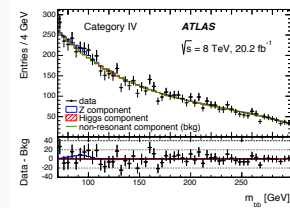


## $H \rightarrow b\bar{b}$ combination

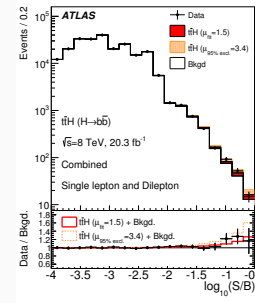
- Combine Run-1 and Run-2 analyses in VH, VBF,  $t\bar{t}H$  production modes
  - 2015+2016 Run-2 data for VBF and  $t\bar{t}H$
- Uncertainty model from previous Run-1 and Run-2 combinations
- Results assume SM Higgs boson production cross-sections

## Results

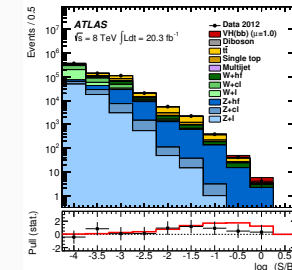
- Observation of  $H \rightarrow b\bar{b}$  decays at  $5.4\sigma$  ( $5.5\sigma$  exp.)
- $\mu_{H \rightarrow b\bar{b}} = 1.01 \pm 0.20$
- Contributions of VBF and  $t\bar{t}H$  channels  $1.5\sigma$  and  $1.9\sigma$
- Compatibility of the 6 measurements 54%



VBF Run-1



$t\bar{t}H$  Run-1



VH Run-1

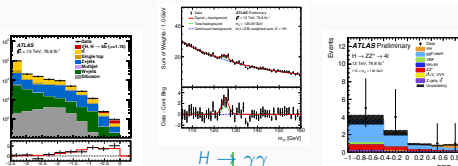
- VBF+ggF Run1
- VBF+ggF Run2
- $t\bar{t}H$  Run1
- $t\bar{t}H$  Run2
- VH Run1
- VH Run2

### VH combination

- Combine Run-2 analyses in  $b\bar{b}$ ,  $\gamma\gamma$  and  $4\ell$  decays
  - Updated analyses with 2015-2017 Run-2 data in all channels
- Results assume SM Higgs boson branching fractions

### Results

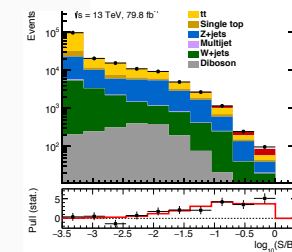
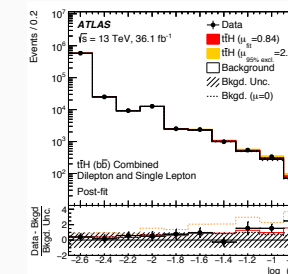
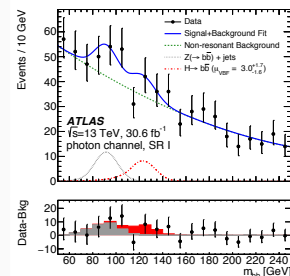
- Observation of VH production at  $5.3\sigma$  ( $4.8\sigma$  exp.)
- $\mu_{VH} = 1.13 \pm 0.24$
- Contributions of  $4\ell$  and  $\gamma\gamma$  channels  $1.1\sigma$  and  $1.9\sigma$
- Compatibility of the 3 measurements 96%



$H \rightarrow b\bar{b}$   $H \rightarrow \gamma\gamma$   $H \rightarrow 4\ell$

	Total	Stat.	(Tot.)	(Stat., Syst.)
$H \rightarrow Z\bar{Z}$	0.94	+1.30 -0.87	+1.26 -0.85	+0.32 -0.14
$H \rightarrow \gamma\gamma$	1.03	+0.60 -0.54	+0.53 -0.50	+0.28 -0.22
$H \rightarrow b\bar{b}$	1.17	+0.27 -0.25	+0.16 -0.16	+0.21 -0.19
<b>Comb.</b>	<b>1.13</b>	<b>+0.24 -0.23</b>	<b>+0.15 -0.15</b>	<b>+0.18 -0.17</b>

VBF Run-2



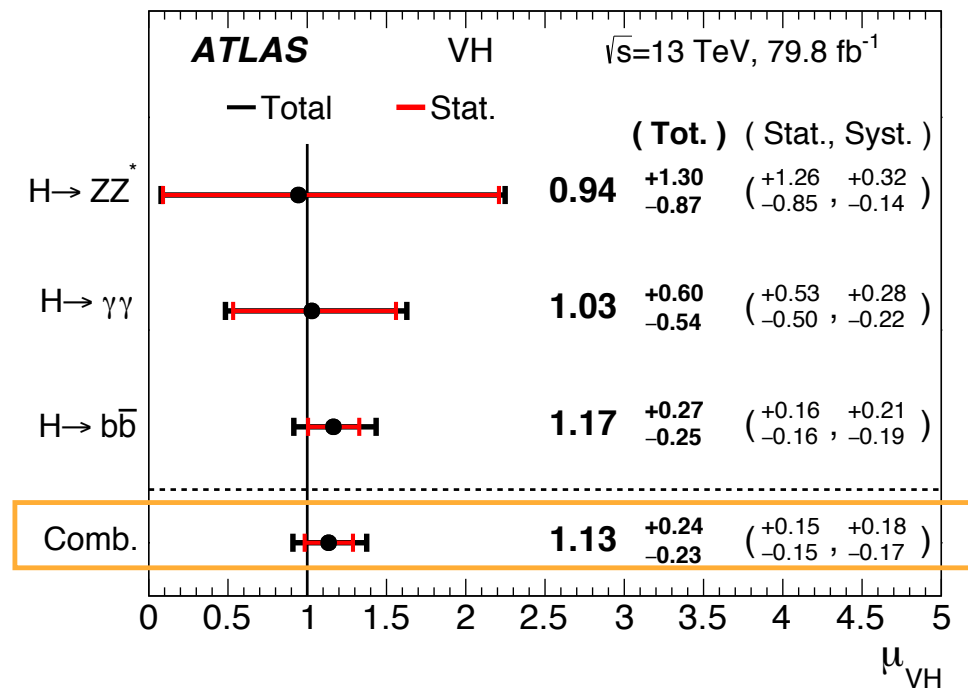
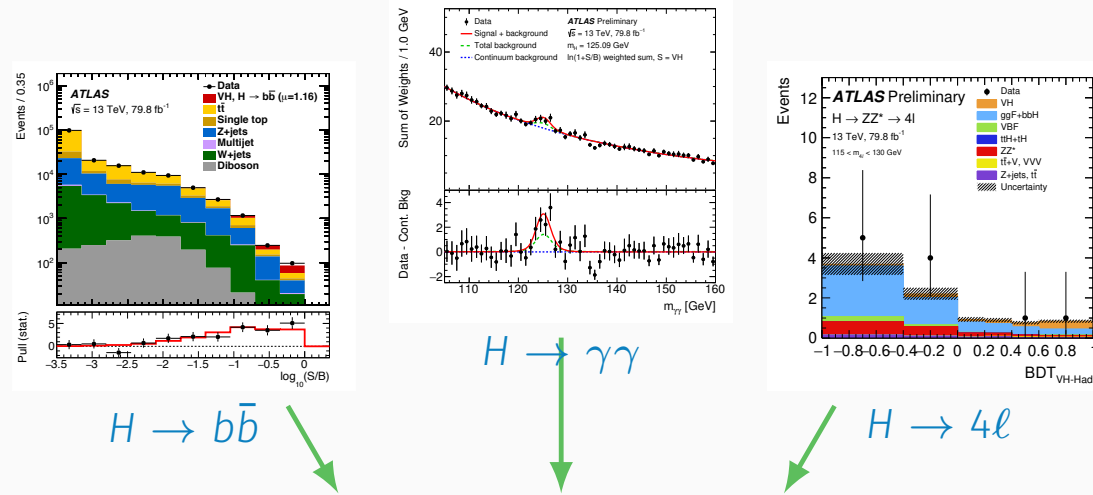


## VH combination

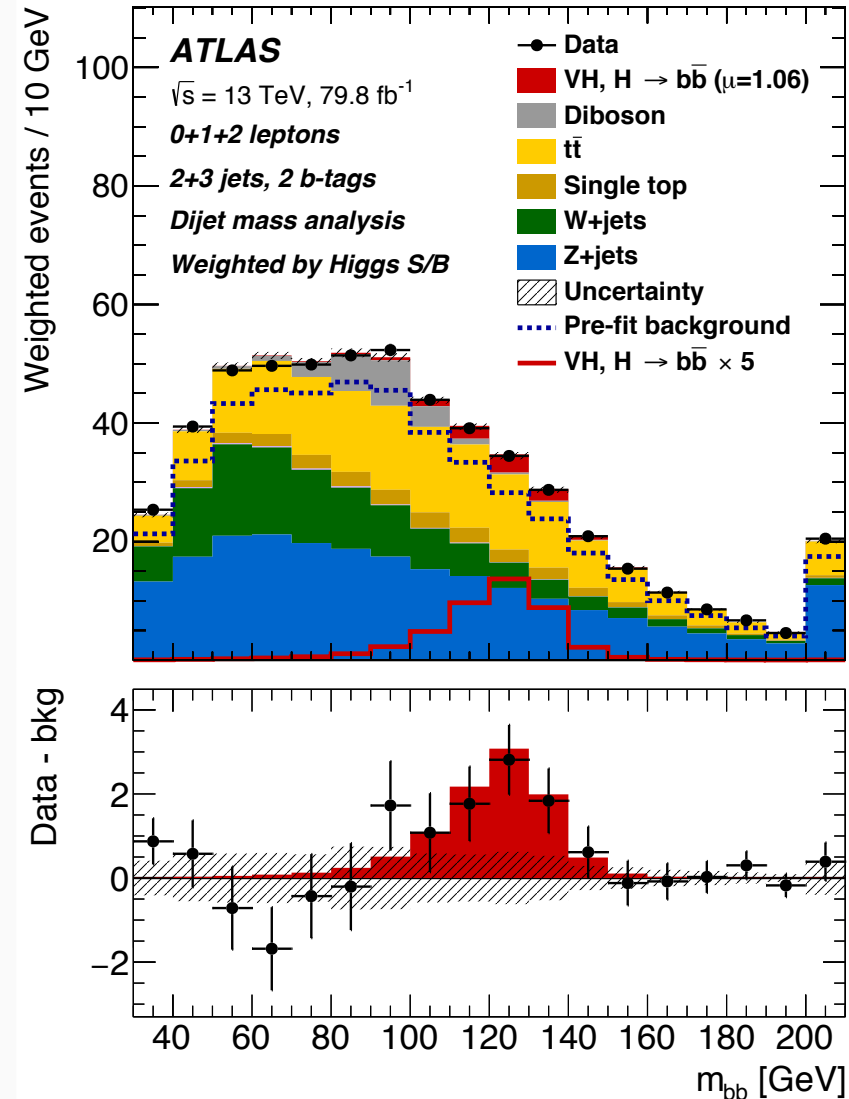
- Combine Run-2 analyses in  $b\bar{b}$ ,  $\gamma\gamma$  and  $4\ell$  decays
- Updated analyses with 2015-2017 Run-2 data in all channels
- Results assume SM Higgs boson branching fractions

## Results

- Observation of VH production at  $5.3\sigma$  ( $4.8\sigma$  exp.)
- $\mu_{VH} = 1.13 \pm 0.24$
- Contributions of  $4\ell$  and  $\gamma\gamma$  channels  $1.1\sigma$  and  $1.9\sigma$
- Compatibility of the 3 measurements 96%

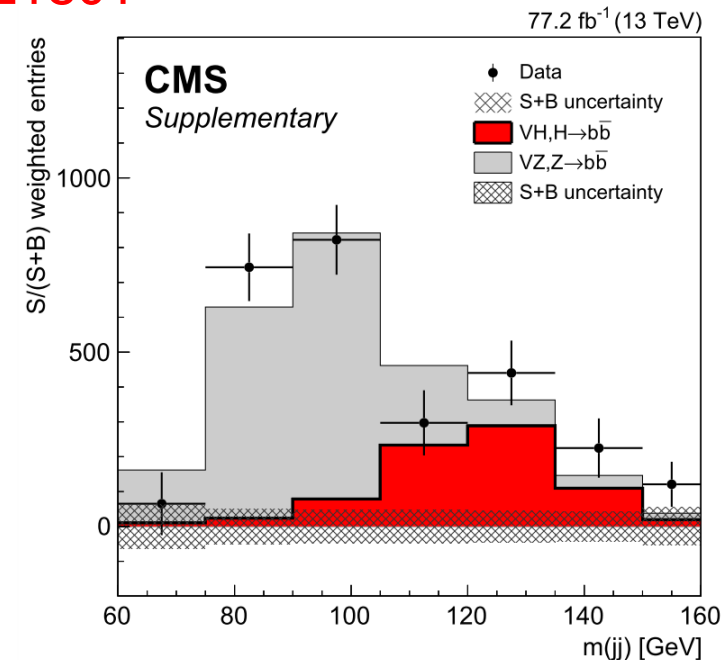


- $VH(bb)$  analysis with  $80\text{fb}^{-1}$  of Run-2 data
  - $\mu_{VH}^{bb} = 1.16 \pm 0.26$ , with a significance of  $4.9\sigma$
  - Cross-checked with the measurement of the  $VZ(bb)$  process, and a dijet-mass analysis
- Observation of  $H \rightarrow b\bar{b}$  decays
  - $\mu_{H \rightarrow bb} = 1.01 \pm 0.20$
  - Observation at  $5.4\sigma$  in combination with  $t\bar{t}H$  and VBF production modes
  - 89% of the Higgs boson BR is now observed !
- Observation of  $VH$  production
  - In combination with  $\gamma\gamma$  and  $4\ell$  analyses
    - $\mu_{VH} = 1.13 \pm 0.24$
    - $VH$  production observed at  $5.3\sigma$
    - All main production modes now observed !
- Results submitted to PLB: arXiv:1808.08238
  - Unchanged since their first presentation at ICHEP
  - Additional material:  
[https://atlas.web.cern.ch/Atlas/](https://atlas.web.cern.ch/Atlas/GROUPS/PHYSICS/PAPERS/HIGG-2018-04/)  
 GROUPS/PHYSICS/PAPERS/HIGG-2018-04/



- CMS has reached a  $5.6\sigma$  observation of the  $H \rightarrow bb$  decay, with signal strength  $\mu = 1.04 \pm 0.20$ 
  - Combination of several production channels, dominated by  $VH(bb)$
  - Result contained in [arXiv:1808.08242](https://arxiv.org/abs/1808.08242) and **provisionally accepted for publication in PRL**
    - Thank you to PRL and its referees for their impressive turn-around in reviewing the paper!

Published 17 Sep 2018 in PRL 121 (2018) 121801
- **Standard Model** assumption on Yukawa coupling to  $b$ 's confirmed within the present uncertainty
- This result is the **culmination of  $H \rightarrow bb$  searches** that started at LEP, continued at Tevatron and at the LHC
- Achievement possible only thanks to the **fantastic run of the LHC, and the CMS detector performance**
  - But is only a step towards the ultimate  $H \rightarrow bb$  precision at LHC





# Backup Slides



Source of uncertainty	$\sigma_\mu$	
Total	0.259	
Statistical	0.161	
Systematic	0.203	
Experimental uncertainties		
Jets	0.035	
$E_T^{\text{miss}}$	0.014	
Leptons	0.009	
<i>b</i> -tagging	<i>b</i> -jets	0.061
	<i>c</i> -jets	0.042
	light-flavour jets	0.009
	extrapolation	0.008
Pile-up	0.007	
Luminosity	0.023	
Theoretical and modelling uncertainties		
Signal	0.094	
Floating normalisations		
<i>Z</i> + jets	0.055	
<i>W</i> + jets	0.060	
<i>t</i> $\bar{t}$	0.050	
Single top quark	0.028	
Diboson	0.054	
Multi-jet	0.005	
MC statistical	0.070	

## Analysis dominated by systematic uncertainties

Measured by impact on signal strength ( $\mu$ )

## Many important sources !

*b*-tagging both *b* and *c* jet tagging calibration

- Resp.  $\sim 3\%$  and  $\sim 10\%$  per jet

Background modelling *Z*+hf, *W*+hf, *t* $\bar{t}$

- Mainly shape and extrapolation uncertainties

Signal modelling little impact on significance

- Dominated by systematic uncertainties on the acceptance

MC stats never-ending race between data stat and MC stat

- Use of dedicated MC filters
- Not easy in all cases, e.g *t* $\bar{t}$  phase space in 0/1-lepton